


CROW HOLDINGS AT CARTERET



1.16 MSF
FOR LEASE

LESS THAN
0.5 MILES
FROM NJ TPKE



DIVISIBLE



CLOSE PROXIMITY TO EXIT
12 OF NJ TURNPIKE



ABUNDANT
LABOR



30-YEAR PILOT

BUILDING OPTIONS

INDUSTRIAL HIGHWAY
SALT MEADOW ROAD

400 Salt Meadow Rd
Building B
334,620 SF - Entire Building
858' 0" x 390' 0"
146,355 SF AVAILABLE

1230' 0"
390' 0"
135'
500 Salt Meadow Rd
Building A
479,700 SF

146,355 SF AVAILABLE
LEASED

1060' 0"
335' 0"
131'
300 Salt Meadow Rd
Building C
355,100 SF

TRAILER
PARKING

| | BUILDING A | BUILDING B | BUILDING C | TRAILER LOT |
|--------------------------|-----------------------|-----------------------|-----------------------|-------------|
| FULL BUILDING SIZE (SF): | 479,700 SF | 334,620 SF | 355,100 SF | — |
| AVAILABLE (SF): | 479,700 SF | 146,335 SF | 355,100 SF | — |
| CLEAR HEIGHT: | 40' Clear | 40' Clear | 40' Clear | — |
| CAR PARKING: | 255 | 158 | 164 | — |
| TRAILER PARKING: | 70 | 10 | 35 | 161 |
| DOCK DOORS: | 76 | 20 | 50 | — |
| DRIVE-INS: | 2 | 1 | 2 | — |
| TYPICAL BAY SIZE: | 54'X54' | 54'X54' | 54'X54' | — |
| SPEED BAY SIZE: | 66' | 66' | 65' | — |
| STATUS: | Available Immediately | Available Immediately | Available Immediately | — |

BUILDING DIVISION OPTION

1230' 0"
390' 0"
135'
500 Salt Meadow Rd
Building A
479,700 SF

1060' 0"
335' 0"
131'
300 Salt Meadow Rd
Building C
355,100 SF

400 Salt Meadow Rd
Building B
334,620 SF - Entire Building
858' 0" x 390' 0"
146,355 SF AVAILABLE

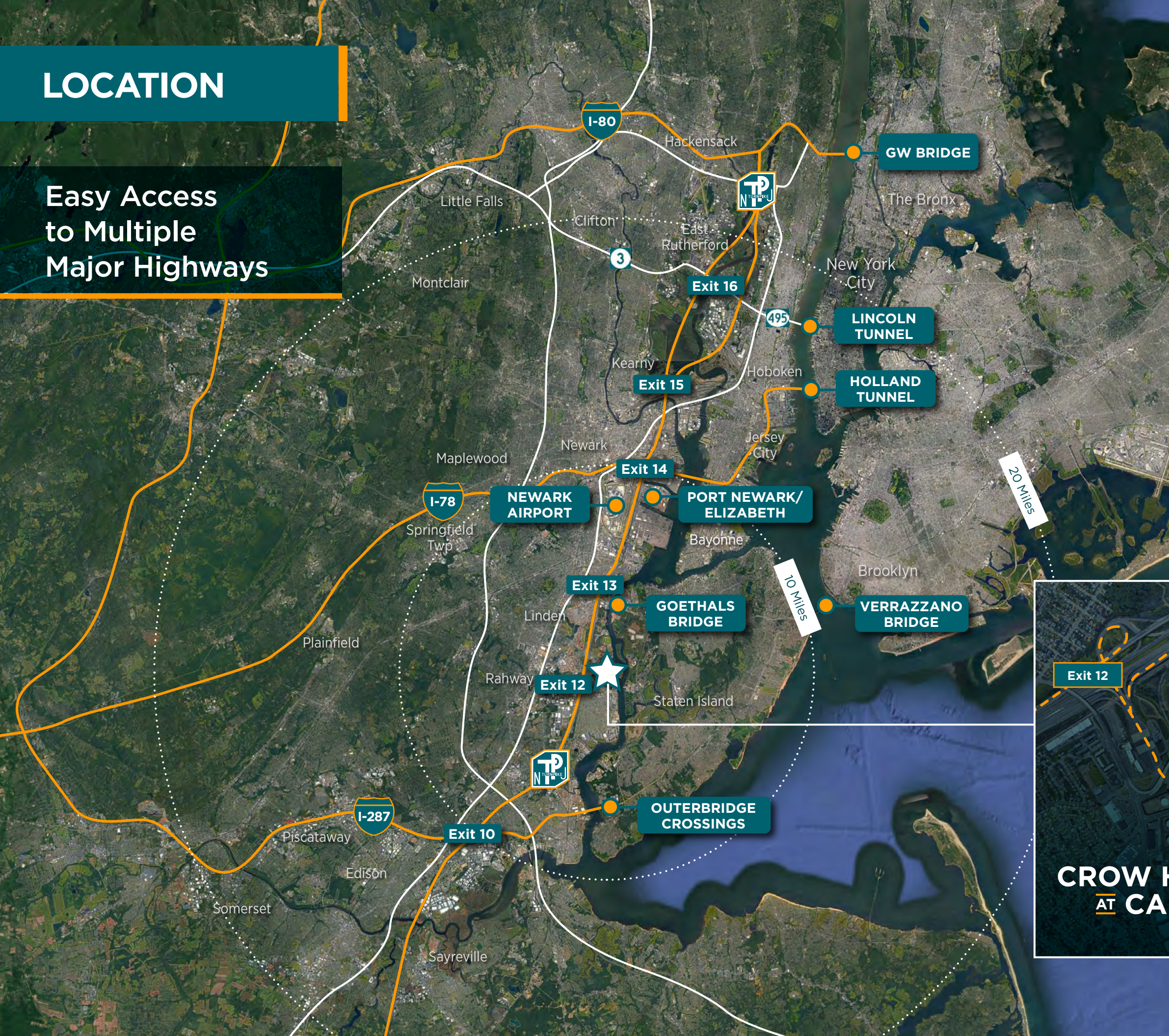
146,355 SF AVAILABLE
LEASED



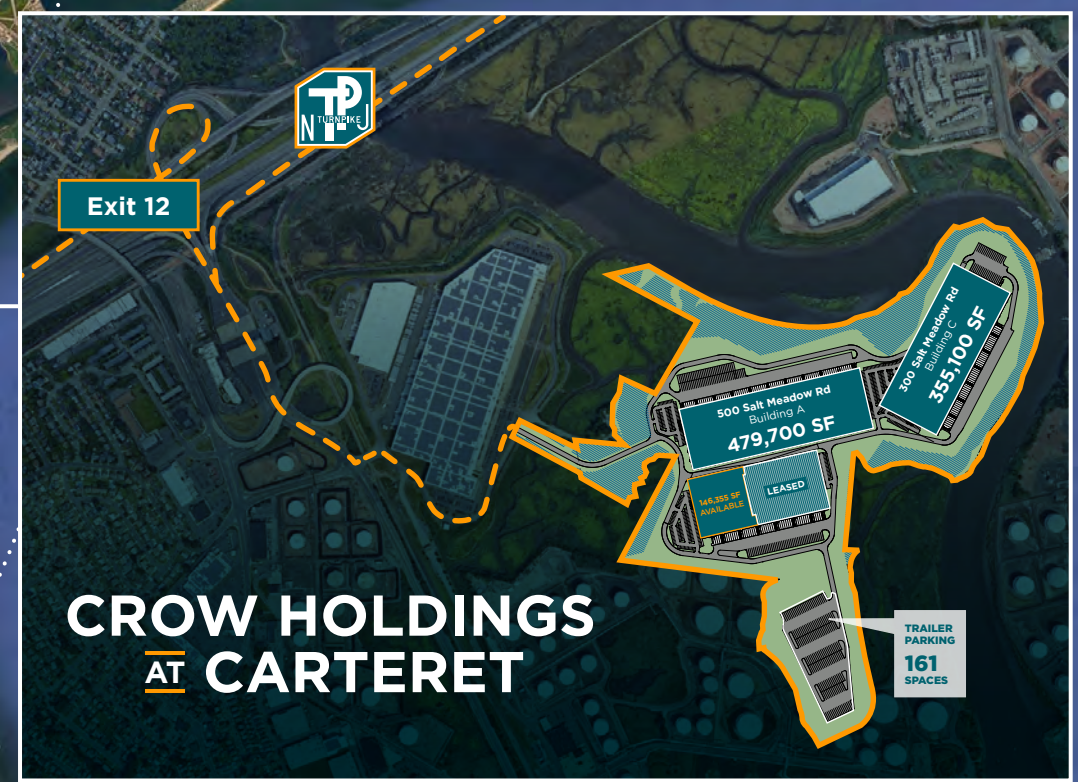
TRAILER
PARKING

LOCATION

Easy Access to Multiple Major Highways



| DISTANCES TO MAJOR POINTS OF INTEREST | |
|---------------------------------------|------------|
| NJ TPKE EXIT 12 | 0.5 MILES |
| GOETHALS BRIDGE | 7.8 MILES |
| NEWARK AIRPORT | 8.3 MILES |
| OUTERBRIDGE CROSSING | 11.3 MILES |
| PORT NEWARK/ELIZABETH | 13 MILES |
| VERRAZZANO BRIDGE | 14.3 MILES |
| HOLLAND TUNNEL | 18.3 MILES |
| LINCOLN TUNNEL | 20.5 MILES |
| GEORGE WASHINGTON BRIDGE | 28.5 MILES |



CROW HOLDINGS AT CARTERET

TRAILER PARKING
161 SPACES

**CROW HOLDINGS
AT CARTERET**

Exit 12



PLEASE SCAN TO VIEW WEBSITE
www.crowholdingsatcarteret.com

For more information, please contact:

STAN DANZIG

Vice Chairman
+1 201 460 3388
stan.danzig@cushwake.com

JULES J. NISSIM

Vice Chairman
+1 201 460 3384
jules.nissim@cushwake.com

KIMBERLY BACH

Senior Director
+1 732 403 7714
kimberly.bach@cushwake.com

CLARK MACHEMER

*Crow Holdings Development
Senior Managing Director*

BRAD VANDER VLIET

*Crow Holdings Development
Vice President, Industrial*

Cushman & Wakefield of New Jersey, LLC
Licensed Real Estate Broker
One Meadowlands Plaza, East Rutherford, NJ 07073
Phone: +1 201 935 4000 | cushmanwakefield.com

CROW HOLDINGS
DEVELOPMENT



©2024 Cushman & Wakefield. All rights reserved. The information contained in this communication is strictly confidential. This information has been obtained from sources believed to be reliable but has not been verified. NO WARRANTY OR REPRESENTATION, EXPRESS OR IMPLIED, IS MADE AS TO THE CONDITION OF THE PROPERTY (OR PROPERTIES) REFERENCED HEREIN OR AS TO THE ACCURACY OR COMPLETENESS OF THE INFORMATION CONTAINED HEREIN, AND SAME IS SUBMITTED SUBJECT TO ERRORS, OMISSIONS, CHANGE OF PRICE, RENTAL OR OTHER CONDITIONS, WITHDRAWAL WITHOUT NOTICE, AND TO ANY SPECIAL LISTING CONDITIONS IMPOSED BY THE PROPERTY OWNER(S). ANY PROJECTIONS, OPINIONS OR ESTIMATES ARE SUBJECT TO UNCERTAINTY AND DO NOT SIGNIFY CURRENT OR FUTURE PROPERTY PERFORMANCE.